




Long Term Development Statement

PART ONE – South Wales
November 2021

westernpower.co.uk

WESTERN POWER 
DISTRIBUTION

Serving the Midlands, South West and Wales



Although all reasonable efforts have been made to ensure the accuracy of data provided in this statement, Western Power Distribution (South Wales) plc (here after referred to as 'WPD') does not accept any liability for the accuracy of the information contained herein and, in particular neither WPD nor its directors or employees shall be under any liability for any error or misstatement or opinion on which the recipient of this Statement relies or seeks to rely.

No part of this Statement may be reproduced, transmitted or further distributed in any form or any means electronic, mechanical, photocopying, recording or otherwise for any purpose other than with the written permission of WPD.

Use of the electronic Statements and its associated data files are at the user's risk. WPD does not accept liability for any damage to the user's computer or software arising from the use or misuse of the Statement and its contents.

Company Profile

Western Power Distribution is an electricity Distribution Network Operator (DNO). We are responsible for the network of engineering assets that allows the distribution of electricity to customer's premises from the National Grid.

Western Power Distribution employs over 6000 staff across four Distribution Areas to distribute electricity from National Grid supply points to the distribution network areas of the East Midlands, the West Midlands, the South West of England and South Wales.

As a distribution business we own the distribution system assets including 220,000km of network and 189,000 transformers plus associated switchgear.

We are responsible for:

- Maintaining the electricity network on a daily basis
- Repairing the electricity network when faults occur
- Reinforcing the electricity network to cope with changes in the pattern of demand
- Extending the network to connect new customers

Western Power Distribution is not involved in either the buying or selling of electricity to end use customers, as this is the responsibility of electricity supply companies. For a list of supply companies please visit www.ofgem.gov.uk. WPD provides the electrical network to distribute electricity to these customers.

This statement covers the WPD network in South Wales.

Western Power Distribution (South Wales) plc (here after referred to as 'WPD') is responsible for just over 1 million customers in an 11,800 sq. km service area in South and West Wales.

The area we cover for electricity distribution extends from Pembrokeshire in the West to Monmouth in the East and from the South coast of Wales up to the towns of Aberaeron and Rhayader in mid-Wales. The area is largely rural but includes the cities and towns of Cardiff, Swansea, Newport, Abergavenny, Brecon, Carmarthen and Pembroke as well as many other coastal resorts.

There is a wide spread of industrial and commercial activities within the area, with a significant amount of "new" industry replacing the more traditional coal mining and steel making industries. Tourism and farming are also important to the local communities, more so in mid and west Wales. Business activity is generally concentrated along the M4 corridor and South Wales valleys. In contrast to the major cities and towns, we are also responsible for some of the most sparsely populated areas in the UK including the Brecon and Pembrokeshire National Parks.

Engineering depots are located in Haverfordwest, Llanfihangel-Ar-Arth, Swansea, Bridgend, Church Village, Cardiff, Cwmbran, and Brecon.

Contents

| | | |
|----------|---|----------|
| 1 | SUMMARY / INTRODUCTION | 5 |
| 2 | PURPOSE OF THE STATEMENT | 5 |
| 3 | CONTENTS OF THE STATEMENT | 6 |
| 4 | CONTACT DETAILS FOR FURTHER INFORMATION..... | 7 |
| 4.1 | GENERAL..... | 7 |
| 4.2 | ADDITIONAL NETWORK DATA | 7 |
| 4.3 | NEW OR EXISTING CONNECTIONS | 7 |
| 4.4 | USE OF SYSTEM AGREEMENTS | 7 |
| 4.5 | EQUIPMENT SPECIFICATIONS | 8 |
| 4.6 | OTHER CONTACTS..... | 8 |
| 5 | ATTACHMENTS..... | 9 |
| 5.1 | ATTACHMENT 1 – STANDARD NETWORK INFORMATION PRICE LIST | 9 |
| 5.1.1 | <i>Geographic maps.....</i> | 9 |
| 5.1.2 | <i>Network data</i> | 9 |
| 5.1.3 | <i>Plant data</i> | 9 |
| 5.1.4 | <i>Feasibility studies – illustrative costs</i> | 10 |
| 5.1.5 | <i>Application Assessment and Design – Illustrative Costs</i> | 12 |
| 5.2 | ATTACHMENT 2 – OTHER RELATED INFORMATION SOURCES..... | 14 |
| 5.2.1 | <i>Useful documents and contacts</i> | 14 |
| 5.2.2 | <i>Contact details for other interconnecting networks</i> | 17 |
| 5.3 | ATTACHMENT 5 – GEOGRAPHIC NETWORK DIAGRAMS | 17 |

1 Summary / Introduction

The Long Term Development statement is present in two parts.

Part 1

- The Introductory Section

Part 2

- Summary Information
- Detailed Proposals
- Development Proposals

The Introductory section (Part 1) is published on the Licensee's website free of charge and without the need for registration. It provides an overview of the distribution network of an area licensed under the Electricity Act 1989. The Introductory Section also describes the detailed information contained in Part 2. Part 1 of the Statement contains sufficient information to enable any person to understand the scope of the information contained within the full Statement and to assess whether it would be of use to them.

Access to the full Statement (Parts 1 and 2) is also available free of charge from the Licensee's website following the registration of user details.

[Apply for access to full statement](#)

The Statement and its accompanying data is refreshed annually and published by the end of November each year. In addition to the November publication, the Statement is supplemented with a revision of Part 2 of the Statement, to update the Licensee's firm development proposals and generation data. The update is available at the end of May each year to registered users.

2 Purpose of the Statement

This Statement has been compiled in accordance with Licence Condition 25, to assist existing and future users of Western Power Distribution's network in identifying and assessing opportunities available to them for making new or additional use of our Distribution System. It also gives contact details for specific enquiries.

The purposes of License Condition 25 are:

- (a) To secure the provision of information by the licensee which will assist any person who contemplates entering into distribution arrangements with the licensee to identify and evaluate the opportunities for doing so; and
- (b) To ensure the general availability of such information in the public domain.

3 Contents of the statement

The statement contains data on the 132kV, 66kV and 33kV systems and the transformation level to 11kV. This statement may become outdated, so please contact WPD directly for the latest information. Due to the volume of data and speed with which it can become outdated, data on the 11kV and LV systems has not been included in the statement. Data on the 11kV and LV systems is available on request. A price list for the provision of this data is included in [Attachment 1](#).

The statement also provides high-level information on the design and operation of all voltage levels of the WPD distribution network.

The detailed information section, in part 2 of this statement, contains information/data on the following:

- Geographic plans showing WPD's 132kV, 66kV and 33kV systems including the National Grid Transmission System within our geographic area of operation.
- Schematic diagrams detailing normal operating configurations of the distribution network
- Circuit data
- Transformer data
- Load information
- Fault level information
- Connected generators with a capacity greater than 1MW

The Network Development Proposals section includes planned major developments to the system at 132kV, 66kV or 33kV that have financial authorisation to proceed and that are expected to change system capability after project completion. Details are provided for the:

- Area of the network affected
- Work that is intended to be carried out
- Impact on the distribution network
- Expected timescale

This section excludes like for like replacements (which will not change system capability) and changes to the system caused by a new user or by an existing user where they have yet to agree terms for connection.

The Network Development Proposals section also includes:

- A high level summary of the interest in defined parts of the distribution network
- Summary details of design policies and practices to assist a user to assess the potential future development of the distribution network.

If you wish to view or download information from Part 2 of this statement then you will need to apply for full access. [Apply For Access to Full Statement](#)

The overall historic and future peak demand on the Distribution System is provided in Part 2 of this statement. It shows the winter peak and summer minimum daily demand curves for WPD and the annual load duration curve.

Information on the commercial terms for connecting to and using our network are contained in our Condition 5 Statements. These statements also give information on competition in

connections. Technical requirements are detailed in our Distribution Code. Details of how to obtain these documents and useful contacts are shown in [Attachment 2](#).

4 Contact details for further information

4.1 General

For requests relating to the full statement, to provide feedback on any aspect of the statement, or to make a request for further information / clarity relating to the statement, please contact:

Phil Lawson
Systems & Solutions Manager
Western Power Distribution
Avonbank
Bristol
BS2 0TB
Email: wpdltds@westernpower.co.uk

4.2 Additional network data

To request network data in addition to that contained in the statement, please email wpddata@westernpower.co.uk.

4.3 New or existing connections

Enquiries relating to new or existing connections should be address to:

Records Team
Western Power Distribution
Glan Y Tawe, Central Business Park, Millbrook Drive
Swansea Vale
SA7 0AB
Tel: 0179 278 4509
Email: wpdnewsupplieswales@westernpower.co.uk

Further information relating to New Connections within WPD can be found via the following link:

<http://www.westernpower.co.uk/new-connections>

4.4 Use of system agreements

Before an Authorised Electricity Operator can use the network to supply connected customers, they need to enter into a Use of System Agreement. Copies of our Use of System Agreement are available from:

Kester Jones
Connections Strategy Manager
Western Power Distribution
Herald Way, Pegasus Business Park
Castle Donington, DE74 2TU
Email: kjones1@westernpower.co.uk

4.5 Equipment specifications

Users who require more information on the specifications used for equipment which forms part of the distribution network should contact:

Carl Ketley-Lowe
Engineering Policy Manager
Western Power Distribution,
Toll End Road,
Tipton, DY4 0HH
Tel: 0121 624 1893
Email: cketleylowe@westernpower.co.uk

4.6 Other contacts

New Guaranteed Standards of Performance for connections work began operation on 1st October 2010. These are set out in the Electricity (Standards of Performance) Regulations 2010 and the Electricity (Connection Standards of Performance) Regulations 2010. More information is also available from the [WPD website](#)

The Energy Networks Association also provide several Distributed Generation Connection Guides these are available from the [ENA Website](#)

Other related information sources can be found in [Attachment 2](#).

5 Attachments

5.1 Attachment 1 – Standard Network Information Price List

5.1.1 Geographic maps

Table 1 Price List for Geographic Maps

| Description | Price |
|---|--|
| 1:1250 and 1:500 scale mapping in response to “site specific” requests | Free of charge at http://www.linsearchbeforeudig.co.uk |
| System Overview Map showing WPD 33/66/132kV Network(single map per WPD DNO area in PDF or hard copy) | Free of charge on our website |
| Information Map with Distribution Areas and local contacts. (single map per WPD DNO area in PDF or hard copy) | Free of charge |
| Small Scale Mapping – WPD HV & EHV Network referenced to OS Vector Map District (all 4 WPD DNO areas on a single disk in PDF format). | Free of charge to eligible organisations at http://www.westernpower.co.uk/Partners or by registering to access our Planning Data Portal http://westernpower.co.uk/planningdata |

5.1.2 Network data

Table 2 Price List for Network Data

| Description | Price |
|--|---|
| Fault Outage Data - 132kV, 66kV or 33kV circuit | Free of charge |
| Circuit Impedance & Rating - 11kV Circuits | Free of charge on our Connected Data Portal |
| 11kV Feeder Load Data - typical winter max and summer min (up to 5 circuits) | Free of charge |
| Protection Settings (up to 10 circuit breakers) | Free of charge |

5.1.3 Plant data

Table 3 Price List for Plant Data

| Description | Price |
|--|---|
| Circuit breaker rating – continuous and fault (up to 10 circuit breakers) | Nil |
| 132kV, 66kV or 33kV Transformer (up to 3 transformers) Nil rating, impedance, tap range and tap step | Free of charge on our Connected Data Portal |

5.1.4 Feasibility studies – illustrative costs

Prior to making a formal Application for a Connection Offer you may request we undertake a Feasibility Study to establish the viability of making a connection to our Distribution System. We will carry out preliminary network analysis and provide an indicative connection assessment which will include the results of the network analysis and an outline of the engineering scheme to allow the connection. We will require payment in advance of the study being made and will notify you of the relevant study charges prior to commencing work.

Our charges associated with the provision of Feasibility Studies involving design in advance of a formal Connection Application are set out in the table below. Charges for any other activities, such as excavation works will be individually assessed and agreed with you before these are undertaken. The Minimum Charge will always apply. Additional charges will only be applicable where the Applicant amends their connection requirement which necessitates us to carry out further analysis or assessment.

The Connections Charging Statement is published on our website at www.westernpower.co.uk/Connections/New-Connections/Connections-Charging-Statements and gives the basis of charges and the methodology under which customers will be charged for connection to the distribution network.

Table 4 Minimum Connections Charges by Category

| Category | Minimum Charge £ |
|---|------------------|
| Demand | |
| Connection greater than 250kVA and up to 1MVA at LV | 524 |
| Connection up to 250kVA at HV | 524 |
| Connection greater than 250kVA and up to 1MVA at HV | 524 |
| Connection greater than 1MVA and up to 3MVA at HV | 670 |
| Connection greater than 3MVA and up to 10MVA at HV | 1,640 |
| Connection up to 10MVA at EHV and at 132kV | 2,460 |
| Connection greater than 10MVA and up to 50MVA | 2,460 |
| Connection greater than 50MVA | 3,280 |
| Generation | |
| Connection of a Small Scale Embedded Generator | 164 |
| Connection of other generation up to 20kVA not covered by the above at LV | 539 |
| Connection of other generation greater than 20kVA and up to 50kVA at LV | 728 |
| Connection of other generation greater than 50kVA at LV | 1,019 |
| Connection of generation up to 250kVA at HV | 1,165 |
| Connection of generation greater than 250kVA and up to 1MVA at HV | 1,456 |
| Connection of generation at HV greater than 1MVA at HV | 2,870 |
| Connection of generation up to 10MVA at EHV and at 132kV | 4,510 |
| Connection of generation greater than 10MVA and up to 50MVA at EHV and at 132kV | 4,510 |
| Connection of generation greater than 50MVA | 5,331 |

Note

“LV”, “HV”, or “EHV” in the table previous denotes the highest voltage of assets installed including any associated Reinforcement or diversionary works.

Small Scale Embedded Generation (SSEG) is defined as a source of electrical energy rated up to and including 16 Amperes per phase, single or multi-phase, LV and designed to operate in parallel with our Distribution System.

These charges are based on WPD’s direct labour and overhead rates at the time of print. Charges are subject to change. The above Feasibility Study charges are exclusive of VAT which should be added at the prevailing rate.

Terms

The charge for carrying out a Feasibility Study will normally be provided within 10 working days. Following payment and provision of appropriate data, studies will typically require 2 – 10 weeks depending on the complexity of the study work required.

High volume requests may take longer to process, and would be priced individually based on the time taken to compile the requested information, but would not exceed the rates above.

In the event that enquiries need information from original equipment suppliers e.g. to seek enhanced ratings, reverse power flows etc. WPD will use its best endeavours to obtain this, but cannot be held responsible for non-provision or delayed provision of information from such third parties. Where such third parties require payment for information, the costs of obtaining it will be advised.

Although all reasonable efforts will be made to ensure the accuracy of data provided, WPD shall have no liability in contract, tort or otherwise to the enquirer or any other person for any loss or damage resulting from any delay in providing the data or any reliance placed upon it whether or not WPD is proved to have acted negligently.

We reserve the right to exclude information that may be considered confidential to an individual customer.

Cheques should be made payable to Western Power Distribution (South Wales) plc.

All prices above will be subject to VAT at the prevailing rate

5.1.5 Application Assessment and Design – Illustrative Costs

From 1st May 2018 Western Power Distribution began charging for expenses occurred during the preparation of connection offers for connections that require work at or above 22kV. These costs are referred to as Assessment and Design fees or A&D Fees.

These fees are now required even if the connection offer is not accepted, and when the scheme is accepted there will be additional costs to secure your connection and to cover immediate costs. If you require any further information please visit www.westernpower.co.uk/Connections-landing/Connections-usefulinformation/electricity-connection-offer-expenses-regulations

Table 5 Illustrative Costs for Application Assessment and Design

| Category | Minimum Charge £ | Additional Charge | Charge at Connection Offer £ | Charge at Acceptance £ |
|---|------------------|-------------------|------------------------------|------------------------|
| Demand | | | | |
| Connection greater than 250kVA and up to 1MVA at LV | 802 | | 0 | 802 |
| Connection up to 250kVA at HV | 966 | | 0 | 966 |
| Connection greater than 250kVA and up to 1MVA at HV | 966 | | 0 | 966 |
| Connection greater than 1MVA and up to 3MVA at HV | 1,322 | | 0 | 1,322 |
| Connection greater than 3MVA and up to 10MVA at HV | 2,358 | | 0 | 2,358 |
| Connection up to 10MVA at EHV and at 132kV | 3,511 | | 3,511 | 0 |
| Connection greater than 10MVA and up to 50MVA | 4,331 | | 4,331 | 0 |
| Connection greater than 50MVA | 5,894 | | 5,894 | 0 |
| Generation | | | | |
| Connection of a single Small Scale Embedded Generator | 147 | N/A | | |
| Connection of other generation up to 20kVA not covered by the above at LV | 490 | | 0 | 490 |
| Connection of other generation at LV greater than 20kVA and up to 50kVA | 979 | | 0 | 979 |
| Connection of other generation greater than | 1,321 | | 0 | 1,321 |

| Category | Minimum Charge £ | Additional Charge | Charge at Connection Offer £ | Charge at Acceptance £ |
|---|------------------|-------------------|------------------------------|------------------------|
| 20kVA and up to 50kVA at LV | | | | |
| Connection of generation up to 250kVA at HV | 1,605 | | 0 | 1,605 |
| Connection of generation greater than 250kVA and up to 1MVA at HV | 1,810 | | 0 | 1,810 |
| Connection of generation greater than 1MVA at HV | 2,566 | | 0 | 2,566 |
| Connection of generation up to 10MVA at EHV and at 132kV | 4,895 | | 4,895 | 0 |
| Connection of generation greater than 10MVA and up to 50MVA at EHV and at 132kV | 5,279 | | 5,279 | 0 |
| Connection of generation greater than 50MVA | 7,073 | | 7,073 | 0 |

Note

“LV”, “HV”, or “EHV” in the table previous denotes the highest voltage of assets installed including any associated Reinforcement or diversionary works.

“Small Scale Embedded Generation” is defined as a source of electrical energy rated up to and including 16 Amperes per phase, single or multi-phase, LV and designed to operate in parallel with our Distribution System.

Payment

You will be contacted by us to confirm receipt of your application. Once we know works at EHV are required we will discuss this with you and follow it up by providing a written notice, normally via email. The notice will confirm that you will be required to pay the A&D Fee.

If we are unsure if your proposed connection will require works at EHV, we will discuss this with you to alert you to the fact. As soon as we know if EHV works are required we will inform you and give you the opportunity to withdraw your application at no cost. If you continue an invoice for Assessment and Design fees will be sent once the connection offer is complete and it will be payable in full. Additional charges may be applied in relation to the effect of the proposed connection on the transmission system, owned by National Grid.

If the connection falls within an ANM zone you are able to apply for either a Conventional Connection offer or an Alternative Connection offer. If you chose to have both offers you will be charged for the conventional offer as above and a reduced fee for the ANM connection offer which will be based on the work involved in creating the offer.

All prices above will be subject to VAT at the prevailing rate

5.2 Attachment 2 – Other Related Information Sources

5.2.1 Useful documents and contacts

Ofgem

Ofgem regulates the electricity and gas markets in Great Britain. Their website includes consultation and decision documents relating to electricity and gas industries.

www.ofgem.gov.uk

Distribution Code

This sets out all the material technical aspects related to connections to and operation of the distribution system. Copies are available from either Ofgem's or WPD's website

www.ofgem.gov.uk or www.westernpower.co.uk. For queries related to the distribution code contact:

Christian Hjelm
Network Design Manager
Western Power Distribution
Avonbank
Feeder Road
Bristol, BS2 OTB
Email: wpdltds@westernpower.co.uk

National Engineering Recommendations

A number of National Engineering Recommendations are referenced in the Distribution Code. These are available from the Energy Networks Association.

Energy Networks Association
4 More
London Riverside
London
SE1 2AU
0207 706 5100
www.energynetworks.org

Distributed Generation Connection Guides

The Energy Networks Association (ENA) also provides Distributed Generation Connection Guides, which can be obtained from www.energynetworks.org.

Guaranteed Standards

Guaranteed Standards of Performance for connections are set out in the Electricity (Standards of Performance) Regulations 2015 and under the direction of Distribution Licence Conditions 15 & 15A. Further information regarding Engineering Recommendations, Distributed Generation and Guaranteed Standards is available from;

Energy Networks Association
4 More
London Riverside
London
SE1 2AU
0207 706 5100
info@energynetworks.org
www.energynetworks.org

Statement of Methodology and Charges for Connection to Western Power Distribution (South Wales) Plc's Electricity Distribution System

The Statement of Methodology and Charges for Connection consists of a Connection Charging Methodology that has been approved by the Gas and Electricity Markets Authority ('the Authority') and a Connection Charging Statement, the form of which has been approved by the Authority. The document also provides other information to explain the options available for obtaining a connection and the processes that must be followed.

The Connection Charging Statement provides the basis of charges for the provision of a connection whilst the Connection Charging Methodology describes the methodology under which Customers will be charged for a connection to Western Power Distribution.

A copy of the statement is available from the WPD website www.westernpower.co.uk

For queries related to this document please contact:

Kester Jones
Connections Strategy Manager
Western Power Distribution
Herald Way, Pegasus Business Park
Castle Donington, DE74 2TU
kjones1@westernpower.co.uk

Condition 5 Statements

Three statements are produced and updated annually in accordance with Condition 5 of our Licence that cover the following areas:

- i) Charges for the use of the network including a schedule of adjustment factors to be made in respect of distribution losses. This statement also gives a list of demand-constrained zones where restrictions may be applied to the use of certain timeswitch regimes for off peak loads.
- ii) Charges for the connection of new load or generation to the distribution network
- iii) Charges for distribution Metering and Data Services. These include meter provision and meter operation.

Copies of the statements are available from our website www.westernpower.co.uk

For queries related to these documents please contact:

Kester Jones
Connections Strategy Manager
Western Power Distribution
Herald Way, Pegasus Business Park
Castle Donington, DE74 2TU
kjones1@westernpower.co.uk

Use of System Agreement

Before an Authorised Electricity Operator can use the network to supply connected customers, they need to enter into a Use of System Agreement. Copies of our Use of System Agreement are available from;

Kester Jones
Connections Strategy Manager
Western Power Distribution
Herald Way, Pegasus Business Park
Castle Donington, DE74 2TU
kjones1@westernpower.co.uk

Specifications

Users who require more information on the specifications used for equipment forming part of the distribution network should contact;

Carl Ketley-Lowe
Engineering Policy Manager
Western Power Distribution
Toll End Road
Tipton
DY4 0HH
Email: cketleylowe@westernpower.co.uk

5.2.2 Contact details for other interconnecting networks

National Grid UK

NGT House
Warwick Technology Park
Gallows Hill
Warwick
CV34 6DA

Western Power Distribution (West Midlands) plc

Avonbank
Feeder Road
Bristol
BS2 OTB

Scottish Power Manweb

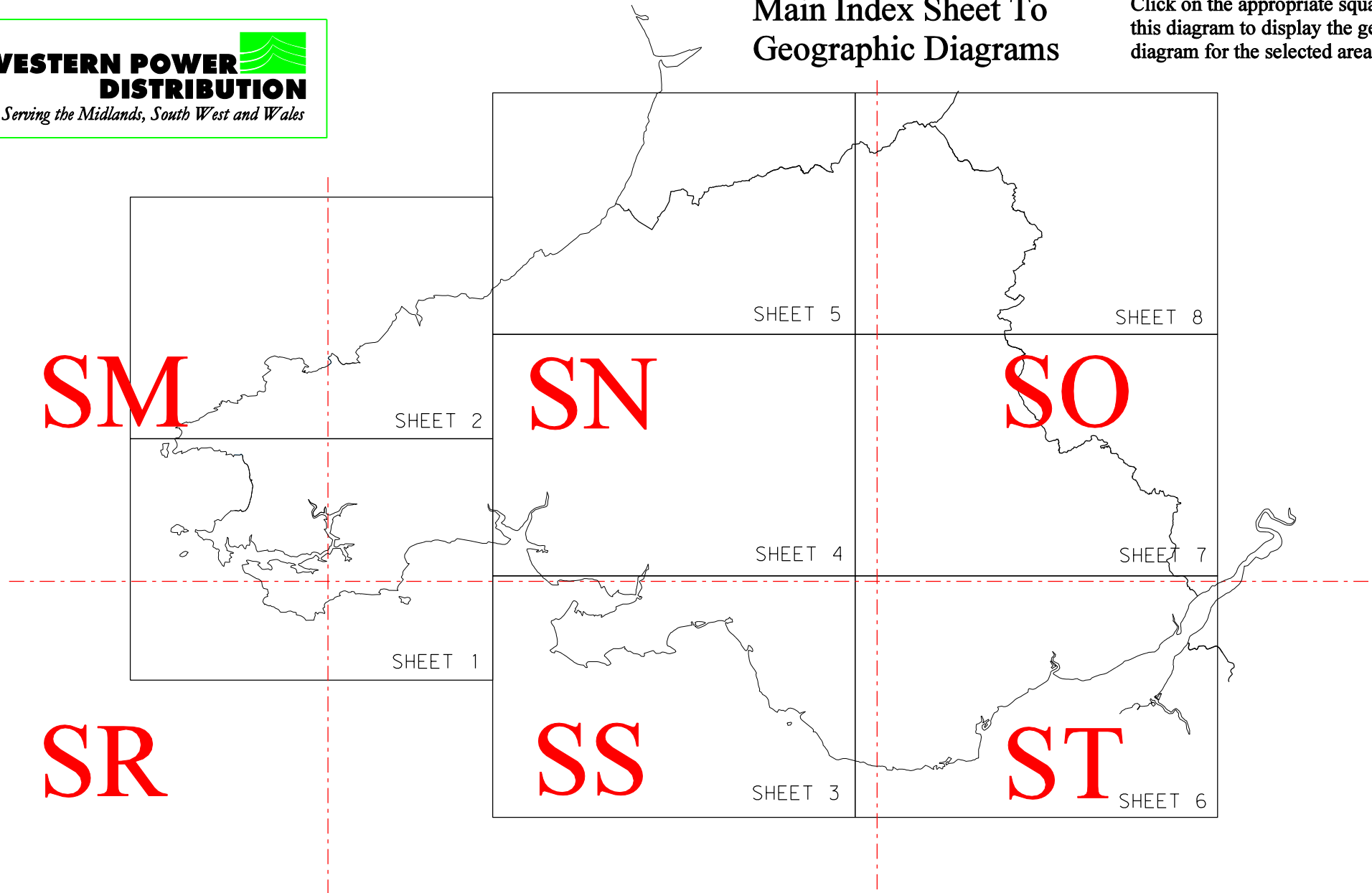
Manweb House
Chester Business Park
Wrexham Road
Chester
CH4 R9F

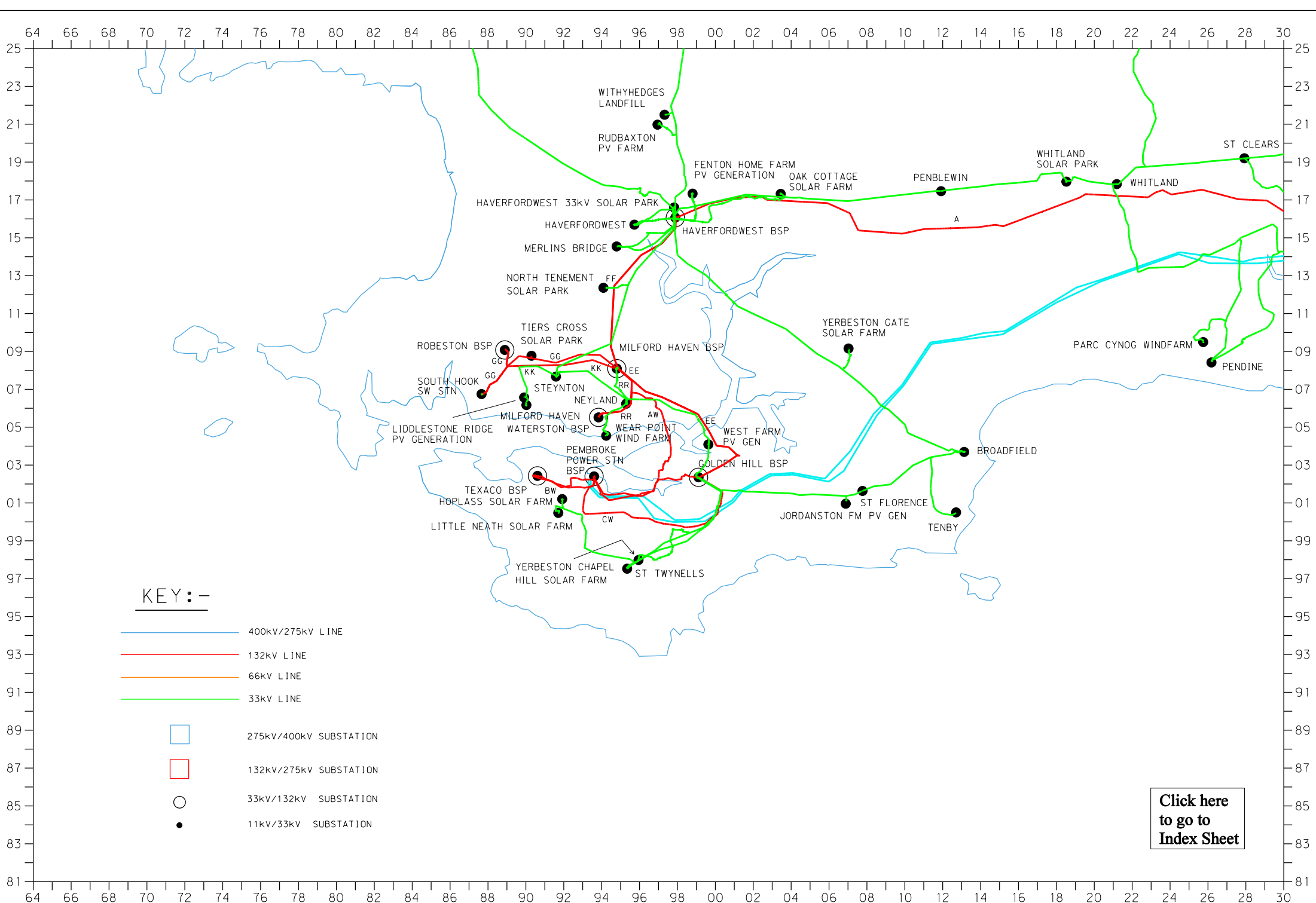
5.3 Attachment 5 – Geographic Network Diagrams

Please see the following page.

Main Index Sheet To Geographic Diagrams

Click on the appropriate square on
this diagram to display the geographic
diagram for the selected area





[Click here to go to Index Sheet](#)

KEY:-

- 400kV/275kV LINE
- 132kV LINE
- 66kV LINE
- 33kV LINE
- 275kV/400kV SUBSTATION
- 132kV/275kV SUBSTATION
- 33kV/132kV SUBSTATION
- 11kV/33kV SUBSTATION

[Click here
to go to
Index Sheet](#)

ST DAVIDS

BRAWDY

FISHGUARD

NEVERN

BRIDELL

CARDIGAN

GRUGMORE 33kV SOLAR PARK

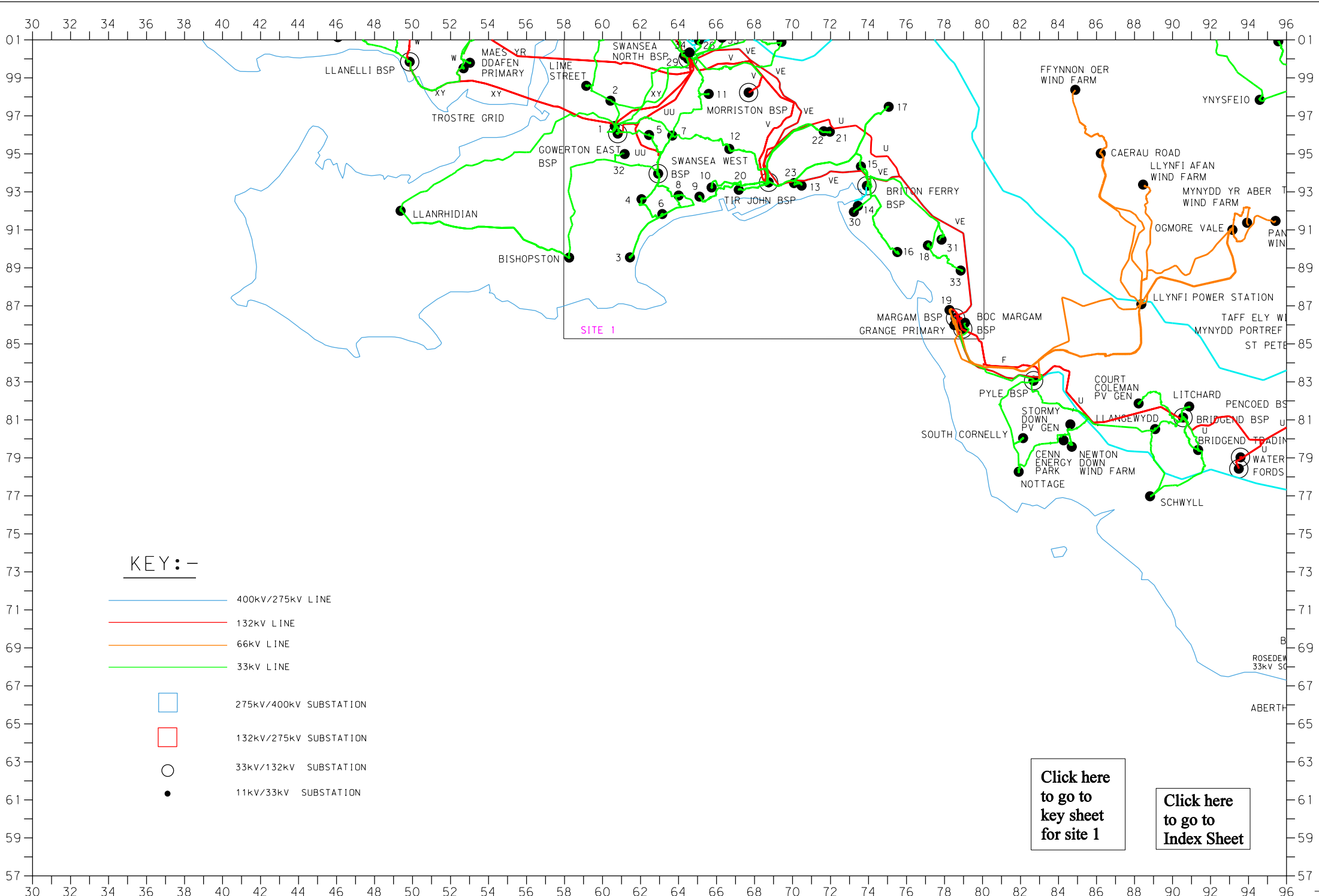
BLAENPORTH

NEWCASTLE EMLYN SOL

BLAEN BOWI W

LLANFYRNACH

DYFFRYN BRODYN

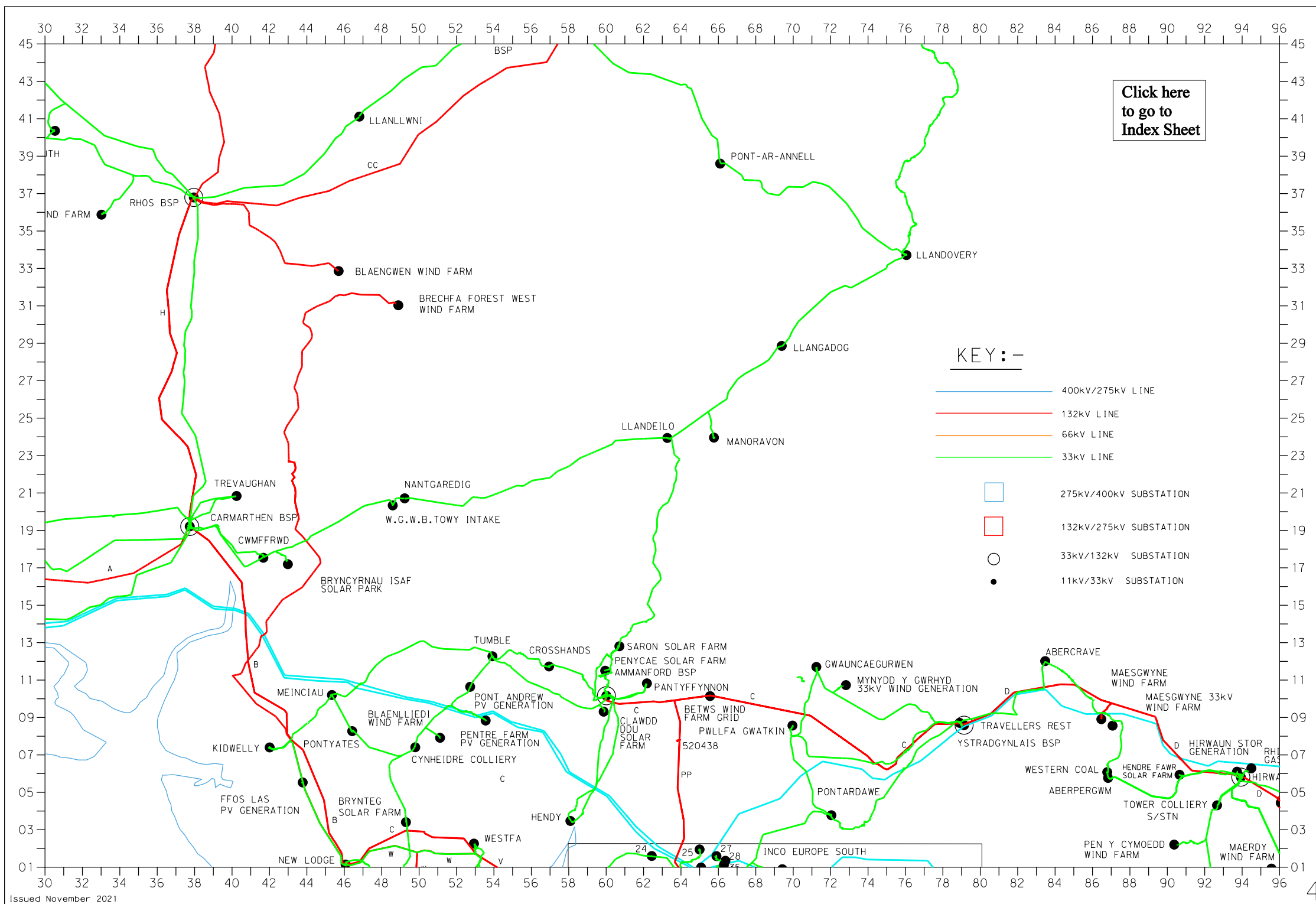


KEY:-

- 400kV/275kV LINE
- 132kV LINE
- 66kV LINE
- 33kV LINE
- 275kV/400kV SUBSTATION
- 132kV/275kV SUBSTATION
- 33kV/132kV SUBSTATION
- 11kV/33kV SUBSTATION

Click here
to go to
key sheet
for site 1

Click here
to go to
Index Sheet



Click here
to go to
Index Sheet

KEY:-

- 400kV/275kV LINE
- 132kV LINE
- 66kV LINE
- 33kV LINE
- 275kV/400kV SUBSTATION
- 132kV/275kV SUBSTATION
- 33kV/132kV SUBSTATION
- 11kV/33kV SUBSTATION

LLANARTH BSP

ABERAERON

LLANFIHANGEL YSTRAD

NATHENFOEL
SOLAR PARK

TREGARON

LLYNBRIANNE

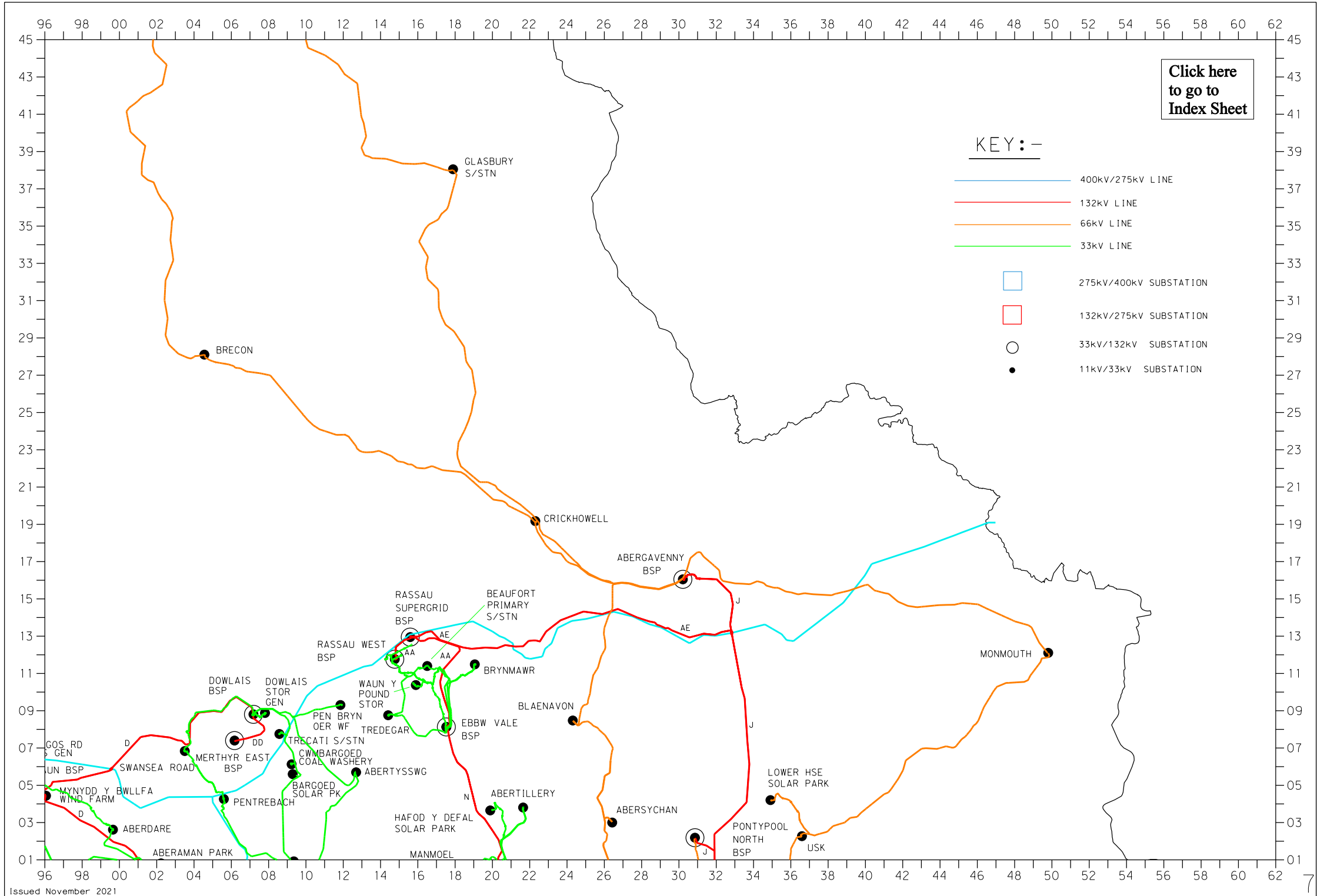
LAMPETER

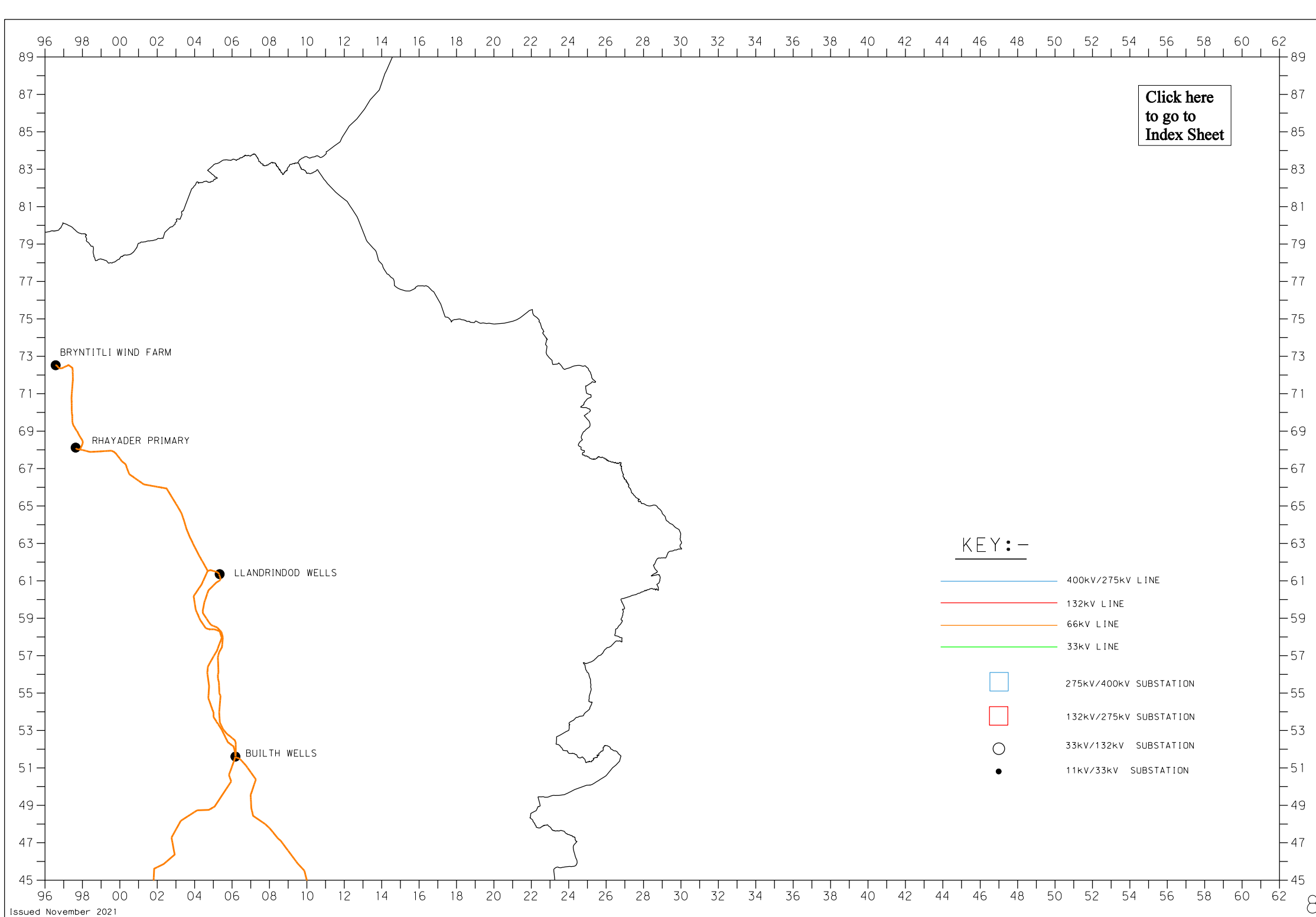
LAMPETER

[Click here
to go to
Index Sheet](#)

KEY: -

- 400kV/275kV LINE
- 132kV LINE
- 66kV LINE
- 33kV LINE
- 275kV/400kV SUBSTATION
- 132kV/275kV SUBSTATION
- 33kV/132kV SUBSTATION
- 11kV/33kV SUBSTATION





KEY TO SITES

Click on each site box to go to the associated diagram on which the site is shown

SITE 1

SWANSEA

1. WAUNARLLWYDD PRIMARY
2. GARNGOGH PRIMARY
3. WEST CROSS
4. SKETTY PARK
5. SWANSEA TRADING ESTATE
6. SWANSEA UNIVERSITY
7. RAVENHILL
8. UPLANDS
9. GETHIN ST LOCAL S/S
10. STRAND
11. CLASE PRIMARY
12. ICI UPPER BANK PRIMARY
13. JERSEY MARINE S/STN
14. BP CHEMICALS REACTOR
15. WERN PRIMARY
16. VICTORIA ROAD
17. COMMERCIAL STREET PRIMARY
18. YNYS STREET
19. CEFN GWRGAN
20. SWANSEA WATERFRONT
21. LLANDARCY S/STN
22. LLANDARCY STOR GEN
23. CRYMLYN BURROWS S/STN
24. GELLIWERN ISAF PV GEN
25. ABERGELLI PV GEN
26. FELINDRE PMG STN
27. RHYD Y PANDY SOLAR PARK
28. CEFN BETINGAU SOLAR PV GEN
29. SWANSEA NORTH LOCAL
30. BAGLAN BAY PV GEN
31. PANTYMOCH SOLAR FARM
32. COCKETT VALLEY SOLAR PARK
33. MYNYDD BROMBIL WIND FARM
34. BRYNWHILACH SOLAR PARK
35. AFON LAN SOLAR PARK

SITE 2

CARDIFF

1. HIGHMEAD
2. FAIRWATER
3. IRONBRIDGE S/S
4. ELY
5. SANATORIUM ROAD
6. ASHGROVE
7. CANTON
8. HEATH
9. BIRCHGROVE NORTH
10. LLANISHEN
11. TAFF BANK
12. PARK LANE S/S
13. WOOD ST S/S
14. SANDON STREET
15. NORTHCOTE ST
16. CRWYS ROAD
17. CYNCOED
18. G.K.N.
19. HEATH HOSPITAL
20. GRANGETOWN PRIMARY
21. TRIDENT PARK GEN

SITE 3

NEWPORT

1. WHITEHEADS
5. ALPHA STEEL
6. BRITISH ENERGY
7. RINGLAND
8. SIMMS METAL
9. TRASTON ROAD STOR GEN

[Click here
to go to
Index Sheet](#)

Western Power Distribution (East Midlands) plc, No2366923
Western Power Distribution (West Midlands) plc, No3600574
Western Power Distribution (South West) plc, No2366894

Western Power Distribution (South Wales) plc, No2366985
Registered in England and Wales
Registered Office: Avonbank, Feeder Road, Bristol BS2 0TB

westernpower.co.uk

