

Reading the EDM1 MK10A Three Phase Electricity

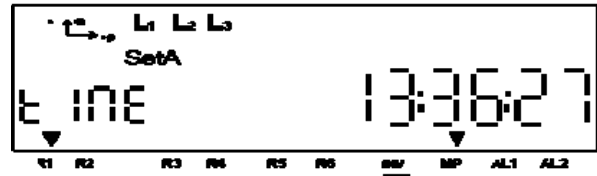


The EDM1 MK10A has built-in GSM communications which allows the register reads and half hourly consumption data to be remotely retrieved daily. This sheet describes how to manually read the meter.

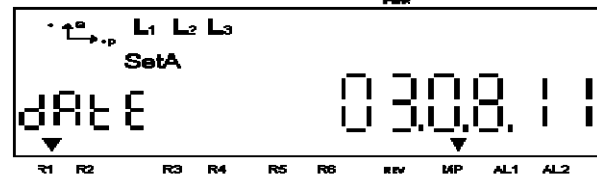
The LCD meter display automatically scrolls through the time, date and the register reads or can be manually cycled by the display select button. The number of registers displayed depends on the tariff to which the meter has been programmed. The meaning of each value is displayed in the bottom left hand corner of the display.

Typical Display Sequence (Set A Registers)

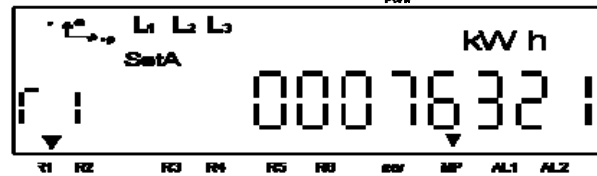
tine Current Time (usually GMT)



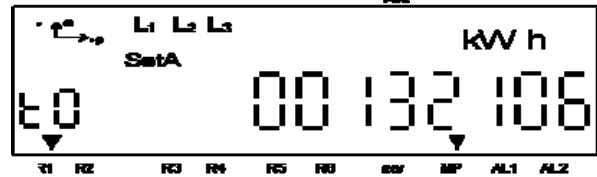
dAtE Current Date



r 1 Billing Register Rate 1 kWh
(r 2=Rate 2, r 3=Rate 3 may follow)



t0 Total kWh



MD, Export, kVAh and kVArh registers are stored on Set B registers. They can be obtained by holding down the Display Select button for 3 seconds this switches the meter between Set A registers and Set B registers.

Further Information

Please contact us on 08457 448900 or smartmetering@westernpower.co.uk